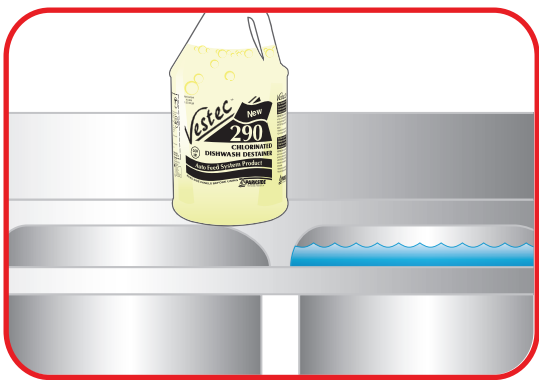




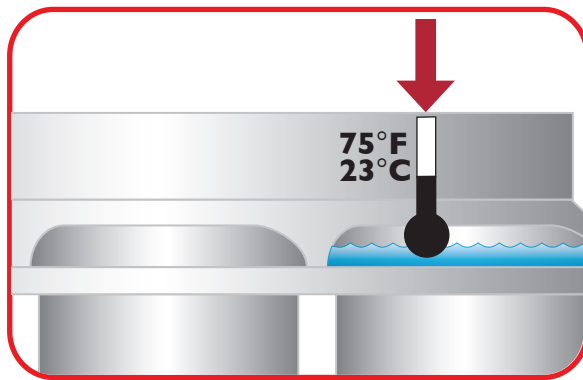
Chlorine Sanitizer Test Procedure

Test de l'assinissant quaternaire



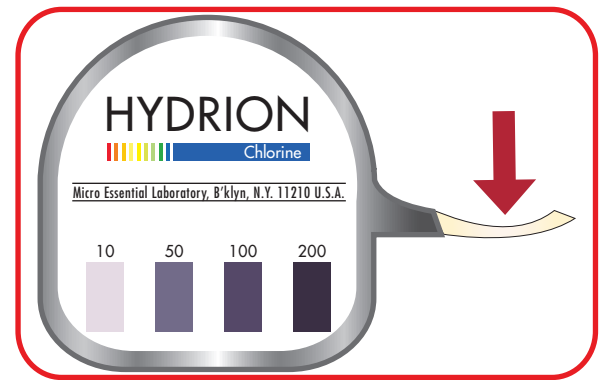
1 Sanitizer solution must be clean and fresh.

La solution assinissante doit être propre et fraîche.



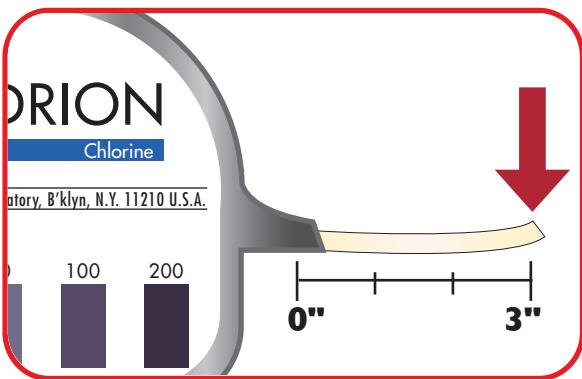
2 Solution must be room temperature.

La solution doit être température ambiante.



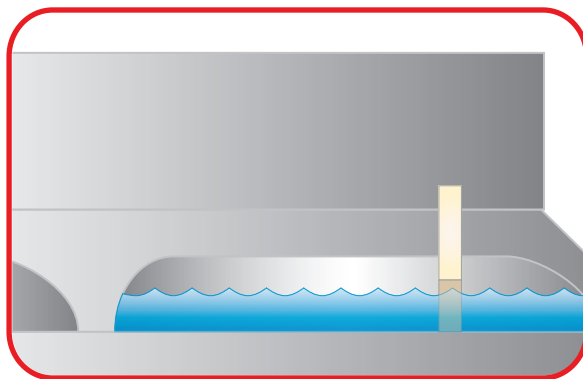
3 Test paper must be clean and dry.

Papier réactif propre et sec.



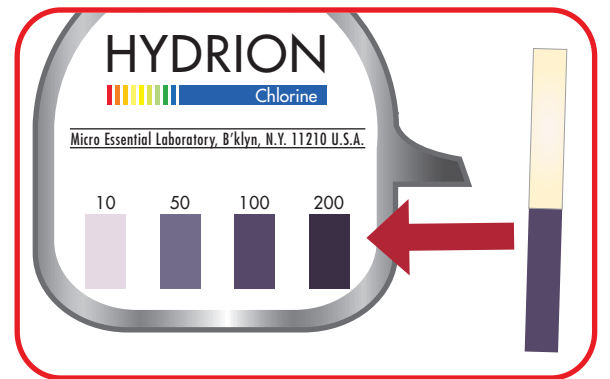
4 Remove 3" of test paper.

Enlevez 3" du papier réactif.



5 Dip test paper remove immediately.

Trempez le papier réactif et enlever immédiatement



6 Compare to chart on test paper dispenser immediately. Reading should be 100 PPM, if lower, refresh solution.

Comparer au tableau du distributeur de papier réactif. Les résultats devraient être à 100 ppm, s'inférieure, rafraîchir la solution.

Call 1-877-480-8127 or contact your Parkside Professional representative for more information

