

Walk-Behind Floor Scrubbers

Simple operation, flexible performance

Advance's rugged, low-maintenance SC750™ scrubbers deliver incredible value on a walk-behind platform. High productivity per tankful allows for 84 minutes of continuous scrubbing, which reduces dump/refill cycles and helps provide fast ROI. The optional EcoFlex™ System offers the flexibility to clean across the entire cleaning spectrum from green to clean. At the touch of a button one can switch from chemical free cleaning to using an ultra low dilution ratio, and of course detergent can be used at full strength for the toughest of soils. The burst of power feature lets you easily apply more pressure, more solution and more detergent at the touch of a single button. With the flexibility to easily apply the right scrubbing performance for the job, you'll use less detergent, minimize water use and save on cleaning costs.


Benefits of SC750 scrubbers

- Available in 26, 28, or 34 inch disc and 28 inch cylindrical scrub paths
- Smart Solutions or ExoFlex System on all machines
- Green cleaning and high productivity technology
- 21 gallon solution and recovery tanks
- Self adjusting skirt on disc machines
- Heavy duty scrubbing performance




Picture shown may not represent model quoted

● Standard equipment


| Included accessories | | Ref. no. | Min. required | SC750 28R ECOFLEX W242 OBC | SC750 28R ECOFLEX A312 OBC | SC750 28R ECOFLEX W310 OBC |
|---|----------------------------|----------|---------------|----------------------------|----------------------------|----------------------------|
| Brush Cylindrical | | | | | | |
|  | BRUSH POLYPROPYLENE 28-RED | 56412046 | 0 | | | |
| Ecoflex System | | | | | | |
| | CHEM BOTTLE ASSY-ECOFLEX | 56601545 | 0 | | | |
| Pad Holder | | | | | | |
| | PAD HOLDER-13 3 LUG | 56505760 | 0 | | | |
| | PAD HOLDER-14 3 LUG | 56505800 | 0 | | | |
| Battery and Charger | | | | | | |
| | CHARGER-BATT SCR 24V 25A | 56382998 | 0 | | | |
| Battery Wet | | | | | | |
| | BATTERY 6V 242AH WET | 56206079 | 0 | | | |
| External Charger | | | | | | |
| | CHARGER-BATT SCR 24V 21A | 56383076 | 0 | | | |

Walk-Behind Floor Scrubbers

● Standard equipment


| Included accessories | Ref. no. | Min. required | SC750 26D ECOFLEX W242 PH CAN | SC750 26D ECOFLEX W310 PH CAN | SC750 26D ECOFLEX A312 PH CAN |
|--|----------|---------------|-------------------------------------|-------------------------------------|-------------------------------------|
| Brush Cylindrical | | | | | |
|  BRUSH POLYPROPYLENE 28-RED | 56412046 | 0 | | | |
| Ecoflex System | | | | | |
| CHEM BOTTLE ASSY-ECOFLEX | 56601545 | 0 | | | |
| Pad Holder | | | | | |
| PAD HOLDER-13 3 LUG | 56505760 | 0 | | | |
| PAD HOLDER-14 3 LUG | 56505800 | 0 | | | |
| Battery and Charger | | | | | |
| CHARGER-BATT SCR 24V 25A | 56382998 | 0 | | | |
| Battery Wet | | | | | |
| BATTERY 6V 242AH WET | 56206079 | 0 | | | |
| External Charger | | | | | |
| CHARGER-BATT SCR 24V 21A | 56383076 | 0 | | | |

● Standard equipment


| Included accessories | Ref. no. | Min. required | SC750 28D ECOFLEX W242 PH CAN | SC750 28D ECOFLEX W310 PH CAN | SC750 28D ECOFLEX A312 PH CAN |
|--|----------|---------------|-------------------------------------|-------------------------------------|-------------------------------------|
| Brush Cylindrical | | | | | |
|  BRUSH POLYPROPYLENE 28-RED | 56412046 | 0 | | | |
| Ecoflex System | | | | | |
| CHEM BOTTLE ASSY-ECOFLEX | 56601545 | 0 | | | |
| Pad Holder | | | | | |
| PAD HOLDER-13 3 LUG | 56505760 | 0 | | | |
| PAD HOLDER-14 3 LUG | 56505800 | 0 | | | |
| Battery and Charger | | | | | |
| CHARGER-BATT SCR 24V 25A | 56382998 | 0 | | | |
| Battery Wet | | | | | |
| BATTERY 6V 242AH WET | 56206079 | 0 | | | |
| External Charger | | | | | |
| CHARGER-BATT SCR 24V 21A | 56383076 | 0 | | | |

Walk-Behind Floor Scrubbers

● Standard equipment


| Included accessories | Ref. no. | Min. required | SC750 28C ECOFLEX W242 PB CAN | SC750 28C ECOFLEX W310 PB CAN | SC750 28C ECOFLEX A312 PB CAN |
|--|----------|---------------|-------------------------------------|-------------------------------------|-------------------------------------|
| Brush Cylindrical | | | | | |
|  BRUSH POLYPROPYLENE 28-RED | 56412046 | 0 | | | |
| Ecoflex System | | | | | |
| CHEM BOTTLE ASSY-ECOFLEX | 56601545 | 0 | | | |
| Pad Holder | | | | | |
| PAD HOLDER-13 3 LUG | 56505760 | 0 | | | |
| PAD HOLDER-14 3 LUG | 56505800 | 0 | | | |
| Battery and Charger | | | | | |
| CHARGER-BATT SCR 24V 25A | 56382998 | 0 | | | |
| Battery Wet | | | | | |
| BATTERY 6V 242AH WET | 56206079 | 0 | | | |
| External Charger | | | | | |
| CHARGER-BATT SCR 24V 21A | 56383076 | 0 | | | |

● Standard equipment

| Included accessories | Ref. no. | Min. required | SC750 ST 26D W242 SC PH CAN | SC750 ST 26D W310 SC PH CAN | SC750 S 28C W242 SC MGB CAN |
|--|----------|---------------|-----------------------------------|-----------------------------------|-----------------------------------|
| Brush Cylindrical | | | | | |
|  BRUSH POLYPROPYLENE 28-RED | 56412046 | 0 | | | |
| Ecoflex System | | | | | |
| CHEM BOTTLE ASSY-ECOFLEX | 56601545 | 0 | | | |
| Pad Holder | | | | | |
| PAD HOLDER-13 3 LUG | 56505760 | 0 | | | |
| PAD HOLDER-14 3 LUG | 56505800 | 0 | | | |
| Battery and Charger | | | | | |
| CHARGER-BATT SCR 24V 25A | 56382998 | 0 | | | |
| Battery Wet | | | | | |
| BATTERY 6V 242AH WET | 56206079 | 0 | | | |
| External Charger | | | | | |
| CHARGER-BATT SCR 24V 21A | 56383076 | 0 | | | |

Walk-Behind Floor Scrubbers

● Standard equipment

| Included accessories | Ref. no. | Min. required | SC750 28C W310 SC MGB CAN |
|--|----------|---------------|---------------------------------|
| Brush Cylindrical | | | |
|  BRUSH POLYPROPYLENE 28-RED | 56412046 | 0 | |
| Ecoflex System | | | |
| CHEM BOTTLE ASSY-ECOFLEX | 56601545 | 0 | |
| Pad Holder | | | |
| PAD HOLDER-13 3 LUG | 56505760 | 0 | |
| PAD HOLDER-14 3 LUG | 56505800 | 0 | |
| Battery and Charger | | | |
| CHARGER-BATT SCR 24V 25A | 56382998 | 0 | |
| Battery Wet | | | |
| BATTERY 6V 242AH WET | 56206079 | 0 | |
| External Charger | | | |
| CHARGER-BATT SCR 24V 21A | 56383076 | 0 | |

| Model | SC750 28R ECOFLEX W242 OBC | SC750 28R ECOFLEX A312 OBC | SC750 28R ECOFLEX W310 OBC |
|----------|----------------------------------|----------------------------------|----------------------------------|
| Ref. no. | 56112790 | 56112792 | 56112791 |

PRODUCT FEATURES

| | | | |
|--------------------------|---|---|---|
| Low working sound level | ● | ● | ● |
| One-Touch™ control panel | ● | ● | ● |
| Built-in squeegee hanger | ● | ● | ● |
| Ecoflex installed | | | |
| Non-marking Wheels | ● | ● | ● |

| Model | SC750 26D ECOFLEX W242 PH CAN | SC750 26D ECOFLEX W310 PH CAN | SC750 26D ECOFLEX A312 PH CAN |
|----------|-------------------------------------|-------------------------------------|-------------------------------------|
| Ref. no. | 56112488 | 56112489 | 56112490 |

PRODUCT FEATURES

| | | | |
|--------------------------|---|---|---|
| Low working sound level | ● | ● | ● |
| One-Touch™ control panel | ● | ● | ● |
| Built-in squeegee hanger | ● | ● | ● |
| Ecoflex installed | ● | ● | ● |
| Non-marking Wheels | ● | ● | ● |



Walk-Behind Floor Scrubbers

| Model | SC750 28D ECOFLEX W242 PH CAN | SC750 28D ECOFLEX W310 PH CAN | SC750 28D ECOFLEX A312 PH CAN |
|----------|-------------------------------------|-------------------------------------|-------------------------------------|
| Ref. no. | 56112494 | 56112495 | 56112496 |

PRODUCT FEATURES

| | | | |
|--------------------------|---|---|---|
| Low working sound level | • | • | • |
| One-Touch™ control panel | • | • | • |
| Built-in squeegee hanger | • | • | • |
| Ecoflex installed | • | • | • |
| Non-marking Wheels | • | • | • |

| Model | SC750 28C ECOFLEX W242 PB CAN | SC750 28C ECOFLEX W310 PB CAN | SC750 28C ECOFLEX A312 PB CAN |
|----------|-------------------------------------|-------------------------------------|-------------------------------------|
| Ref. no. | 56112500 | 56112501 | 56112502 |

PRODUCT FEATURES

| | | | |
|--------------------------|---|---|---|
| Low working sound level | • | • | • |
| One-Touch™ control panel | • | • | • |
| Built-in squeegee hanger | • | • | • |
| Ecoflex installed | • | • | • |
| Non-marking Wheels | • | • | • |

| Model | SC750 ST 26D W242 SC PH CAN | SC750 ST 26D W310 SC PH CAN | SC750 S 28C W242 SC MGB CAN |
|----------|--------------------------------|--------------------------------|--------------------------------|
| Ref. no. | 56112503 | 56112504 | 56112505 |

PRODUCT FEATURES

| | | | |
|--------------------------|---|---|---|
| Low working sound level | • | • | • |
| One-Touch™ control panel | • | • | • |
| Built-in squeegee hanger | • | • | • |
| Ecoflex installed | | | |
| Non-marking Wheels | • | • | • |

| Model | SC750 28C W310 SC MGB CAN |
|----------|------------------------------|
| Ref. no. | 56112506 |

PRODUCT FEATURES

| | |
|--------------------------|---|
| Low working sound level | • |
| One-Touch™ control panel | • |
| Built-in squeegee hanger | • |
| Ecoflex installed | |
| Non-marking Wheels | • |



Walk-Behind Floor Scrubbers

| Technical specifications | SC750 28R ECOFLEX W242 OBC | SC750 28R ECOFLEX A312 OBC | SC750 28R ECOFLEX W310 OBC |
|--------------------------------------|---|---|---|
| Approvals | ETL, CSA, CE | ETL, CSA, CE | ETL, CSA, CE |
| Drive system | Traction Drive | Traction Drive | Traction Drive |
| Sound level | 61 dB (A) at Operator's position | 61 dB (A) at Operator's position | 61 dB (A) at Operator's position |
| Min. aisle turn (cm) | | | |
| Solution tank (l) | 21 gal (80 L) | 21 gal (80 L) | 21 gal (80 L) |
| Recovery tank (l) | 21 gal (80 L) | 21 gal (80 L) | 21 gal (80 L) |
| Drive wheels (cm) | (2) 10 in (25.4 cm) diameter solid, gray - non-marking polyurethane | (2) 10 in (25.4 cm) diameter solid, gray - non-marking polyurethane | (2) 10 in (25.4 cm) diameter solid, gray - non-marking polyurethane |
| Weight with batteries lbs (kg) | Wet/AGM - 615 lb (280 kg) | Wet/AGM - 615 lb (280 kg) | Wet/AGM - 615 lb (280 kg) |
| Operating weight (machine only) (lb) | 347 lb (158 kg) | 347 lb (158 kg) | 347 lb (158 kg) |
| Batteries | (24 V System)(4) 6 V batteries: 242 Ah Wet or 310 Ah Wet or 312 Ah maintenance-free (AGM) | (24 V System)(4) 6 V batteries: 242 Ah Wet or 310 Ah Wet or 312 Ah maintenance-free (AGM) | (24 V System)(4) 6 V batteries: 242 Ah Wet or 310 Ah Wet or 312 Ah maintenance-free (AGM) |
| Scrub head type | Dual Random Orbit | Dual Random Orbit | Dual Random Orbit |
| Scrub path | 28 in (71 cm) | 28 in (71 cm) | 28 in (71 cm) |
| Vacuum waterlift | 51.2 in (130) | 51.2 in (130) | 51.2 in (130) |
| Battery charger | Standard Models - 24 Volt Shelf or Onboard Charger / ST Models - Shelf Charger Only | Standard Models - 24 Volt Shelf or Onboard Charger / ST Models - Shelf Charger Only | Standard Models - 24 Volt Shelf or Onboard Charger / ST Models - Shelf Charger Only |
| Dimensions (W/O Squeegee) | L= 59.9 in (152 cm); W= 30.8 (78 cm); H= 45.1 in (115 cm); | L= 59.9 in (152 cm); W= 30.8 (78 cm); H= 45.1 in (115 cm); | L= 59.9 in (152 cm); W= 30.8 (78 cm); H= 45.1 in (115 cm); |
| Scrub pressure - regular scrub | 80 lb (36.3 kg) | 80 lb (36.3 kg) | 80 lb (36.3 kg) |
| Scrub pressure - extreme scrub | 170 lb (77.1 kg) | 170 lb (77.1 kg) | 170 lb (77.1 kg) |
| Solution control | Standard Models - Gravity feed with pulsating solenoid technology and liquid level sensing / ST Models - Gravity feed with pulsating solenoid technology | Standard Models - Gravity feed with pulsating solenoid technology and liquid level sensing / ST Models - Gravity feed with pulsating solenoid technology | Standard Models - Gravity feed with pulsating solenoid technology and liquid level sensing / ST Models - Gravity feed with pulsating solenoid technology |
| Vacuum fan | 3-Stage | 3-Stage | 3-Stage |
| Squeegee width | 35.5 in (90 cm) | 35.5 in (90 cm) | 35.5 in (90 cm) |
| Productivity rate theoretical/actual | 41,900 sq ft (3,890 sq m) @ 3.4 mph (5.5 km/hr) | 41,900 sq ft (3,890 sq m) @ 3.4 mph (5.5 km/hr) | 41,900 sq ft (3,890 sq m) @ 3.4 mph (5.5 km/hr) |
| Scrub motor | (2) .74 hp (550 W) | (2) .74 hp (550 W) | (2) .74 hp (550 W) |
| Low flow rate | 0.1 gal/min (0.98 L/ min) - 210 mins | 0.1 gal/min (0.98 L/ min) - 210 mins | 0.1 gal/min (0.98 L/ min) - 210 mins |
| Medium flow rate | 0.25 gal/min (1.93 L/ min) - 91 mins | 0.25 gal/min (1.93 L/ min) - 91 mins | 0.25 gal/min (1.93 L/ min) - 91 mins |

Walk-Behind Floor Scrubbers

| Technical specifications | SC750 28R ECOFLEX W242 OBC | SC750 28R ECOFLEX A312 OBC | SC750 28R ECOFLEX W310 OBC |
|--|---|---|---|
| High flow rate | 0.50 gal/min (2.46 L/min) - 42 mins | 0.50 gal/min (2.46 L/min) - 42 mins | 0.50 gal/min (2.46 L/min) - 42 mins |
| Speed control | Standard Models - Saftey paddle system infinity variable with maximum speed limiter settings / ST Models - ON/OFF palm switches with maximum speed limiter settings | Standard Models - Saftey paddle system infinity variable with maximum speed limiter settings / ST Models - ON/OFF palm switches with maximum speed limiter settings | Standard Models - Saftey paddle system infinity variable with maximum speed limiter settings / ST Models - ON/OFF palm switches with maximum speed limiter settings |
| Vacuum fan motor | 0.66 hp (490 W) | 0.66 hp (490 W) | 0.66 hp (490 W) |
| Brush Pad/Driver Assembly | | | |
| Scrub disc/brush speed | Micro Scrubbing - 2,250 rpm / Macro Scrubbing - 0-30 rpm | Micro Scrubbing - 2,250 rpm / Macro Scrubbing - 0-30 rpm | Micro Scrubbing - 2,250 rpm / Macro Scrubbing - 0-30 rpm |
| Propel speed | | | |
| Length standard model | | | |
| Length ST Model | | | |
| Width without squeegee | | | |
| Width with squeegee | | | |
| Height Standard Model | | | |
| Height ST Model | | | |
| Max. dry weight without batteries | | | |
| Max. dry weight including std. batteries | | | |
| Gradeability | | | |

| Technical specifications | SC750 26D ECOFLEX W242 PH CAN | SC750 26D ECOFLEX W310 PH CAN | SC750 26D ECOFLEX A312 PH CAN |
|--------------------------------------|---|---|---|
| Approvals | | | |
| Drive system | | | |
| Sound level | (IEC 60704-1) 61 dB (A) at Operator's position | (IEC 60704-1) 61 dB (A) at Operator's position | (IEC 60704-1) 61 dB (A) at Operator's position |
| Min. aisle turn (cm) | 62 in (1.57 m) | 62 in (1.57 m) | 62 in (1.57 m) |
| Solution tank (l) | 21 gal (80 L) | 21 gal (80 L) | 21 gal (80 L) |
| Recovery tank (l) | 21 gal (80 L) | 21 gal (80 L) | 21 gal (80 L) |
| Drive wheels (cm) | (2) 10 in (25.4 cm) diameter solid, gray - non-marking polyurethane | (2) 10 in (25.4 cm) diameter solid, gray - non-marking polyurethane | (2) 10 in (25.4 cm) diameter solid, gray - non-marking polyurethane |
| Weight with batteries lbs (kg) | | | |
| Operating weight (machine only) (lb) | | | |



Walk-Behind Floor Scrubbers

| Technical specifications | SC750 26D ECOFLEX W242 PH CAN | SC750 26D ECOFLEX W310 PH CAN | SC750 26D ECOFLEX A312 PH CAN |
|--------------------------------------|---|---|---|
| Batteries | (24 V System)(4) 6 V batteries: 242 Ah Wet or 310 Ah Wet or 312 Ah maintenance-free (AGM) | (24 V System)(4) 6 V batteries: 242 Ah Wet or 310 Ah Wet or 312 Ah maintenance-free (AGM) | (24 V System)(4) 6 V batteries: 242 Ah Wet or 310 Ah Wet or 312 Ah maintenance-free (AGM) |
| Scrub head type | Disc | Disc | Disc |
| Scrub path | 26 in (66 cm) | 26 in (66 cm) | 26 in (66 cm) |
| Vacuum waterlift | 51.2 in (130) | 51.2 in (130) | 51.2 in (130) |
| Battery charger | Standard Models - 24 Volt Shelf or Onboard Charger / ST Models - Shelf Charger Only | Standard Models - 24 Volt Shelf or Onboard Charger / ST Models - Shelf Charger Only | Standard Models - 24 Volt Shelf or Onboard Charger / ST Models - Shelf Charger Only |
| Dimensions (W/O Squeegee) | | | |
| Scrub pressure - regular scrub | 80 lb (36.3 kg) | 80 lb (36.3 kg) | 80 lb (36.3 kg) |
| Scrub pressure - extreme scrub | 170 lb (77.1 kg) | 170 lb (77.1 kg) | 170 lb (77.1 kg) |
| Solution control | Standard Models - Gravity feed with pulsating solenoid technology and liquid level sensing / ST Models - Gravity freed with pulsating solenoid technology | Standard Models - Gravity feed with pulsating solenoid technology and liquid level sensing / ST Models - Gravity freed with pulsating solenoid technology | Standard Models - Gravity feed with pulsating solenoid technology and liquid level sensing / ST Models - Gravity freed with pulsating solenoid technology |
| Vacuum fan | 3-Stage | 3-Stage | 3-Stage |
| Squeegee width | | | |
| Productivity rate theoretical/actual | Theoretical Max. @ 3.4 mph (5.5 kph) - 38,900 sq ft/hr (3,600 sq m/hr) / Est. Coverage @ 2.3 mph (3.7 kph) - 26,300 sq ft/hr (2,400 sq m/hr) | Theoretical Max. @ 3.4 mph (5.5 kph) - 38,900 sq ft/hr (3,600 sq m/hr) / Est. Coverage @ 2.3 mph (3.7 kph) - 26,300 sq ft/hr (2,400 sq m/hr) | Theoretical Max. @ 3.4 mph (5.5 kph) - 38,900 sq ft/hr (3,600 sq m/hr) / Est. Coverage @ 2.3 mph (3.7 kph) - 26,300 sq ft/hr (2,400 sq m/hr) |
| Scrub motor | | | |
| Low flow rate | 0.25 gal/min (0.98 L/min) - 91 mins | 0.25 gal/min (0.98 L/min) - 91 mins | 0.25 gal/min (0.98 L/min) - 91 mins |
| Medium flow rate | 0.50 gal/min (1.93 L/min) - 42 mins | 0.50 gal/min (1.93 L/min) - 42 mins | 0.50 gal/min (1.93 L/min) - 42 mins |
| High flow rate | 0.65 gal/min (2.46 L/min) - 32 mins | 0.65 gal/min (2.46 L/min) - 32 mins | 0.65 gal/min (2.46 L/min) - 32 mins |
| Speed control | Standard Models - Saftey paddle system infinity variable with maximum speed limiter settings / ST Models - ON/OFF palm switches with maximum speed limiter settings | Standard Models - Saftey paddle system infinity variable with maximum speed limiter settings / ST Models - ON/OFF palm switches with maximum speed limiter settings | Standard Models - Saftey paddle system infinity variable with maximum speed limiter settings / ST Models - ON/OFF palm switches with maximum speed limiter settings |
| Vacuum fan motor | 0.66 hp (490 W) | 0.66 hp (490 W) | 0.66 hp (490 W) |
| Brush Pad/Driver Assembly | (2) 13 in (33 cm) | (2) 13 in (33 cm) | (2) 13 in (33 cm) |
| Scrub disc/brush speed | 270 rpm | 270 rpm | 270 rpm |



Walk-Behind Floor Scrubbers

| Technical specifications | SC750 26D ECOFLEX W242 PH CAN | SC750 26D ECOFLEX W310 PH CAN | SC750 26D ECOFLEX A312 PH CAN |
|--|---|---|---|
| Propel speed | Transport - 3.6 (5.8 km/hr) / Scrubbing - 3.4 (5.5 km/hr) | Transport - 3.6 (5.8 km/hr) / Scrubbing - 3.4 (5.5 km/hr) | Transport - 3.6 (5.8 km/hr) / Scrubbing - 3.4 (5.5 km/hr) |
| Length standard model | 58.4 in (148 cm) | 58.4 in (148 cm) | 58.4 in (148 cm) |
| Length ST Model | 56.6 in (144 cm) | 56.6 in (144 cm) | 56.6 in (144 cm) |
| Width without squeegee | 28.8 in (73 cm) | 28.8 in (73 cm) | 28.8 in (73 cm) |
| Width with squeegee | 35.5 in (90 cm) | 35.5 in (90 cm) | 35.5 in (90 cm) |
| Height Standard Model | 45.1 in (115 cm) | 45.1 in (115 cm) | 45.1 in (115 cm) |
| Height ST Model | 44.5 in (113 cm) | 44.5 in (113 cm) | 44.5 in (113 cm) |
| Max. dry weight without batteries | 347 lb (158 kg) | 347 lb (158 kg) | 347 lb (158 kg) |
| Max. dry weight including std. batteries | 615 lb (280 kg) | 615 lb (280 kg) | 615 lb (280 kg) |
| Gradeability | Scrubbing & Transport (Full) - 8.5°/14.9%; Trailer Ramp (Empty) - 10.0°/17.6% | Scrubbing & Transport (Full) - 8.5°/14.9%; Trailer Ramp (Empty) - 10.0°/17.6% | Scrubbing & Transport (Full) - 8.5°/14.9%; Trailer Ramp (Empty) - 10.0°/17.6% |

| Technical specifications | SC750 28D ECOFLEX W242 PH CAN | SC750 28D ECOFLEX W310 PH CAN | SC750 28D ECOFLEX A312 PH CAN |
|--------------------------------------|---|---|---|
| Approvals | | | |
| Drive system | | | |
| Sound level | (IEC 60704-1) 61 dB (A) at Operator's position | (IEC 60704-1) 61 dB (A) at Operator's position | (IEC 60704-1) 61 dB (A) at Operator's position |
| Min. aisle turn (cm) | 62 in (1.57 m) | 62 in (1.57 m) | 62 in (1.57 m) |
| Solution tank (l) | 21 gal (80 L) | 21 gal (80 L) | 21 gal (80 L) |
| Recovery tank (l) | 21 gal (80 L) | 21 gal (80 L) | 21 gal (80 L) |
| Drive wheels (cm) | (2) 10 in (25.4 cm) diameter solid, gray - non-marking polyurethane | (2) 10 in (25.4 cm) diameter solid, gray - non-marking polyurethane | (2) 10 in (25.4 cm) diameter solid, gray - non-marking polyurethane |
| Weight with batteries lbs (kg) | | | |
| Operating weight (machine only) (lb) | | | |
| Batteries | (24 V System)(4) 6 V batteries: 242 Ah Wet or 310 Ah Wet or 312 Ah maintenance-free (AGM) | (24 V System)(4) 6 V batteries: 242 Ah Wet or 310 Ah Wet or 312 Ah maintenance-free (AGM) | (24 V System)(4) 6 V batteries: 242 Ah Wet or 310 Ah Wet or 312 Ah maintenance-free (AGM) |
| Scrub head type | Disc | Disc | Disc |
| Scrub path | 26 in (66 cm) | 26 in (66 cm) | 26 in (66 cm) |
| Vacuum waterlift | 51.2 in (130) | 51.2 in (130) | 51.2 in (130) |
| Battery charger | Standard Models - 24 Volt Shelf or Onboard Charger / ST Models - Shelf Charger Only | Standard Models - 24 Volt Shelf or Onboard Charger / ST Models - Shelf Charger Only | Standard Models - 24 Volt Shelf or Onboard Charger / ST Models - Shelf Charger Only |
| Dimensions (W/O Squeegee) | | | |



Walk-Behind Floor Scrubbers

| Technical specifications | SC750 28D ECOFLEX W242 PH CAN | SC750 28D ECOFLEX W310 PH CAN | SC750 28D ECOFLEX A312 PH CAN |
|--|---|---|---|
| Scrub pressure - regular scrub | 80 lb (36.3 kg) | 80 lb (36.3 kg) | 80 lb (36.3 kg) |
| Scrub pressure - extreme scrub | 170 lb (77.1 kg) | 170 lb (77.1 kg) | 170 lb (77.1 kg) |
| Solution control | Standard Models - Gravity feed with pulsating solenoid technology and liquid level sensing / ST Models - Gravity freed with pulsating solenoid technology | Standard Models - Gravity feed with pulsating solenoid technology and liquid level sensing / ST Models - Gravity freed with pulsating solenoid technology | Standard Models - Gravity feed with pulsating solenoid technology and liquid level sensing / ST Models - Gravity freed with pulsating solenoid technology |
| Vacuum fan | 3-Stage | 3-Stage | 3-Stage |
| Squeegee width | | | |
| Productivity rate theoretical/actual | Theoretical Max. @ 3.4 mph (5.5 kph) - 38,900 sq ft/hr (3,600 sq m/hr) / Est. Coverage @ 2.3 mph (3.7 kph) - 26,300 sq ft/hr (2,400 sq m/hr) | Theoretical Max. @ 3.4 mph (5.5 kph) - 38,900 sq ft/hr (3,600 sq m/hr) / Est. Coverage @ 2.3 mph (3.7 kph) - 26,300 sq ft/hr (2,400 sq m/hr) | Theoretical Max. @ 3.4 mph (5.5 kph) - 38,900 sq ft/hr (3,600 sq m/hr) / Est. Coverage @ 2.3 mph (3.7 kph) - 26,300 sq ft/hr (2,400 sq m/hr) |
| Scrub motor | | | |
| Low flow rate | 0.25 gal/min (0.98 L/min) - 91 mins | 0.25 gal/min (0.98 L/min) - 91 mins | 0.25 gal/min (0.98 L/min) - 91 mins |
| Medium flow rate | 0.50 gal/min (1.93 L/min) - 42 mins | 0.50 gal/min (1.93 L/min) - 42 mins | 0.50 gal/min (1.93 L/min) - 42 mins |
| High flow rate | 0.65 gal/min (2.46 L/min) - 32 mins | 0.65 gal/min (2.46 L/min) - 32 mins | 0.65 gal/min (2.46 L/min) - 32 mins |
| Speed control | Standard Models - Saftey paddle system infinity variable with maximum speed limiter settings / ST Models - ON/OFF palm switches with maximum speed limiter settings | Standard Models - Saftey paddle system infinity variable with maximum speed limiter settings / ST Models - ON/OFF palm switches with maximum speed limiter settings | Standard Models - Saftey paddle system infinity variable with maximum speed limiter settings / ST Models - ON/OFF palm switches with maximum speed limiter settings |
| Vacuum fan motor | 0.66 hp (490 W) | 0.66 hp (490 W) | 0.66 hp (490 W) |
| Brush Pad/Driver Assembly | (2) 13 in (33 cm) | (2) 13 in (33 cm) | (2) 13 in (33 cm) |
| Scrub disc/brush speed | 270 rpm | 270 rpm | 270 rpm |
| Propel speed | Transport - 3.6 (5.8 km/hr) / Scrubbing - 3.4 (5.5 km/hr) | Transport - 3.6 (5.8 km/hr) / Scrubbing - 3.4 (5.5 km/hr) | Transport - 3.6 (5.8 km/hr) / Scrubbing - 3.4 (5.5 km/hr) |
| Length standard model | 58.4 in (148 cm) | 58.4 in (148 cm) | 58.4 in (148 cm) |
| Length ST Model | 56.6 in (144 cm) | 56.6 in (144 cm) | 56.6 in (144 cm) |
| Width without squeegee | 28.8 in (73 cm) | 28.8 in (73 cm) | 28.8 in (73 cm) |
| Width with squeegee | 35.5 in (90 cm) | 35.5 in (90 cm) | 35.5 in (90 cm) |
| Height Standard Model | 45.1 in (115 cm) | 45.1 in (115 cm) | 45.1 in (115 cm) |
| Height ST Model | 44.5 in (113 cm) | 44.5 in (113 cm) | 44.5 in (113 cm) |
| Max. dry weight without batteries | 347 lb (158 kg) | 347 lb (158 kg) | 347 lb (158 kg) |
| Max. dry weight including std. batteries | 615 lb (280 kg) | 615 lb (280 kg) | 615 lb (280 kg) |



Walk-Behind Floor Scrubbers

| Technical specifications | SC750 28D ECOFLEX W242 PH CAN | SC750 28D ECOFLEX W310 PH CAN | SC750 28D ECOFLEX A312 PH CAN |
|--------------------------------------|---|---|---|
| Gradeability | Scrubbing & Transport (Full) - 8.5°/14.9%; Trailer Ramp (Empty) - 10.0°/17.6% | Scrubbing & Transport (Full) - 8.5°/14.9%; Trailer Ramp (Empty) - 10.0°/17.6% | Scrubbing & Transport (Full) - 8.5°/14.9%; Trailer Ramp (Empty) - 10.0°/17.6% |
| Technical specifications | SC750 28C ECOFLEX W242 PB CAN | SC750 28C ECOFLEX W310 PB CAN | SC750 28C ECOFLEX A312 PB CAN |
| Approvals | | | |
| Drive system | | | |
| Sound level | (IEC 60704-1) 61 dB (A) at Operator's position | (IEC 60704-1) 61 dB (A) at Operator's position | (IEC 60704-1) 61 dB (A) at Operator's position |
| Min. aisle turn (cm) | 65 in (1.65 m) | 65 in (1.65 m) | 65 in (1.65 m) |
| Solution tank (l) | 21 gal (80 L) | 21 gal (80 L) | 21 gal (80 L) |
| Recovery tank (l) | 21 gal (80 L) | 21 gal (80 L) | 21 gal (80 L) |
| Drive wheels (cm) | (2) 10 in (25.4 cm) diameter solid, gray - non-marking polyurethane | (2) 10 in (25.4 cm) diameter solid, gray - non-marking polyurethane | (2) 10 in (25.4 cm) diameter solid, gray - non-marking polyurethane |
| Weight with batteries lbs (kg) | | | |
| Operating weight (machine only) (lb) | | | |
| Batteries | (24 V System)(4) 6 V batteries: 242 Ah Wet or 310 Ah Wet or 312 Ah maintenance-free (AGM) | (24 V System)(4) 6 V batteries: 242 Ah Wet or 310 Ah Wet or 312 Ah maintenance-free (AGM) | (24 V System)(4) 6 V batteries: 242 Ah Wet or 310 Ah Wet or 312 Ah maintenance-free (AGM) |
| Scrub head type | Cylindrical | Cylindrical | Cylindrical |
| Scrub path | 28 in (71 cm) | 28 in (71 cm) | 28 in (71 cm) |
| Vacuum waterlift | 51.2 in (130) | 51.2 in (130) | 51.2 in (130) |
| Battery charger | Standard Models - 24 Volt Shelf or Onboard Charger / ST Models - Shelf Charger Only | Standard Models - 24 Volt Shelf or Onboard Charger / ST Models - Shelf Charger Only | Standard Models - 24 Volt Shelf or Onboard Charger / ST Models - Shelf Charger Only |
| Dimensions (W/O Squeegee) | | | |
| Scrub pressure - regular scrub | 80 lb (36.3 kg) | 80 lb (36.3 kg) | 80 lb (36.3 kg) |
| Scrub pressure - extreme scrub | - | - | - |
| Solution control | Standard Models - Gravity feed with pulsating solenoid technology and liquid level sensing / ST Models - Gravity freed with pulsating solenoid technology | Standard Models - Gravity feed with pulsating solenoid technology and liquid level sensing / ST Models - Gravity freed with pulsating solenoid technology | Standard Models - Gravity feed with pulsating solenoid technology and liquid level sensing / ST Models - Gravity freed with pulsating solenoid technology |
| Vacuum fan | 3-Stage | 3-Stage | 3-Stage |
| Squeegee width | | | |



Walk-Behind Floor Scrubbers

| Technical specifications | SC750 28C ECOFLEX W242 PB CAN | SC750 28C ECOFLEX W310 PB CAN | SC750 28C ECOFLEX A312 PB CAN |
|--|---|---|---|
| Productivity rate theoretical/actual | Theoretical Max. @ 3.4 mph (5.5 kph) - 41,900 sq ft/hr (3,890 sq ft/hr) / Est. Coverage @ 2.3 mph (3.7 kph) - 28,366 sq ft/hr (2,635 sq ft/hr) | Theoretical Max. @ 3.4 mph (5.5 kph) - 41,900 sq ft/hr (3,890 sq ft/hr) / Est. Coverage @ 2.3 mph (3.7 kph) - 28,366 sq ft/hr (2,635 sq ft/hr) | Theoretical Max. @ 3.4 mph (5.5 kph) - 41,900 sq ft/hr (3,890 sq ft/hr) / Est. Coverage @ 2.3 mph (3.7 kph) - 28,366 sq ft/hr (2,635 sq ft/hr) |
| Scrub motor | | | |
| Low flow rate | 0.25 gal/min (0.98 L/min) - 101 mins | 0.25 gal/min (0.98 L/min) - 101 mins | 0.25 gal/min (0.98 L/min) - 101 mins |
| Medium flow rate | 0.50 gal/min (1.93 L/min) - 54 mins | 0.50 gal/min (1.93 L/min) - 54 mins | 0.50 gal/min (1.93 L/min) - 54 mins |
| High flow rate | 0.65 gal/min (2.46 L/min) - 40 mins | 0.65 gal/min (2.46 L/min) - 40 mins | 0.65 gal/min (2.46 L/min) - 40 mins |
| Speed control | Standard Models - Saftey paddle system infinity variable with maximum speed limiter settings / ST Models - ON/OFF palm switches with maximum speed limiter settings | Standard Models - Saftey paddle system infinity variable with maximum speed limiter settings / ST Models - ON/OFF palm switches with maximum speed limiter settings | Standard Models - Saftey paddle system infinity variable with maximum speed limiter settings / ST Models - ON/OFF palm switches with maximum speed limiter settings |
| Vacuum fan motor | 0.66 hp (490 W) | 0.66 hp (490 W) | 0.66 hp (490 W) |
| Brush Pad/Driver Assembly | (2) 27 in (68.6 cm) | (2) 27 in (68.6 cm) | (2) 27 in (68.6 cm) |
| Scrub disc/brush speed | 840 rpm | 840 rpm | 840 rpm |
| Propel speed | Transport - 3.6 (5.8 km/hr) / Scrubbing - 3.4 (5.5 km/hr) | Transport - 3.6 (5.8 km/hr) / Scrubbing - 3.4 (5.5 km/hr) | Transport - 3.6 (5.8 km/hr) / Scrubbing - 3.4 (5.5 km/hr) |
| Length standard model | 58.5 in (149 cm) | 58.5 in (149 cm) | 58.5 in (149 cm) |
| Length ST Model | 56.8 in (144 cm) | 56.8 in (144 cm) | 56.8 in (144 cm) |
| Width without squeegee | 30.8 in (78 cm) | 30.8 in (78 cm) | 30.8 in (78 cm) |
| Width with squeegee | 35.5 in (90 cm) | 35.5 in (90 cm) | 35.5 in (90 cm) |
| Height Standard Model | 45.1 in (115 cm) | 45.1 in (115 cm) | 45.1 in (115 cm) |
| Height ST Model | 44.5 in (113 cm) | 44.5 in (113 cm) | 44.5 in (113 cm) |
| Max. dry weight without batteries | 347 lb (158 kg) | 347 lb (158 kg) | 347 lb (158 kg) |
| Max. dry weight including std. batteries | 615 lb (280 kg) | 615 lb (280 kg) | 615 lb (280 kg) |
| Gradeability | Scrubbing & Transport (Full) - 8.5°/14.9%; Trailer Ramp (Empty) - 10.0°/17.6% | Scrubbing & Transport (Full) - 8.5°/14.9%; Trailer Ramp (Empty) - 10.0°/17.6% | Scrubbing & Transport (Full) - 8.5°/14.9%; Trailer Ramp (Empty) - 10.0°/17.6% |



Walk-Behind Floor Scrubbers

| Technical specifications | SC750 ST 26D W242 SC PH CAN | SC750 ST 26D W310 SC PH CAN | SC750 S 28C W242 SC MGB CAN |
|--------------------------------------|---|---|---|
| Approvals | | | |
| Drive system | | | |
| Sound level | (IEC 60704-1) 61 dB (A) at Operator's position | (IEC 60704-1) 61 dB (A) at Operator's position | (IEC 60704-1) 61 dB (A) at Operator's position |
| Min. aisle turn (cm) | 62 in (1.57 m) | 62 in (1.57 m) | 62 in (1.57 m) |
| Solution tank (l) | 21 gal (80 L) | 21 gal (80 L) | 21 gal (80 L) |
| Recovery tank (l) | 21 gal (80 L) | 21 gal (80 L) | 21 gal (80 L) |
| Drive wheels (cm) | (2) 10 in (25.4 cm) diameter solid, gray - non-marking polyurethane | (2) 10 in (25.4 cm) diameter solid, gray - non-marking polyurethane | (2) 10 in (25.4 cm) diameter solid, gray - non-marking polyurethane |
| Weight with batteries lbs (kg) | | | |
| Operating weight (machine only) (lb) | | | |
| Batteries | (24 V System)(4) 6 V batteries: 242 Ah Wet or 310 Ah Wet or 312 Ah maintenance-free (AGM) | (24 V System)(4) 6 V batteries: 242 Ah Wet or 310 Ah Wet or 312 Ah maintenance-free (AGM) | (24 V System)(4) 6 V batteries: 242 Ah Wet or 310 Ah Wet or 312 Ah maintenance-free (AGM) |
| Scrub head type | Disc | Disc | Disc |
| Scrub path | 26 in (66 cm) | 26 in (66 cm) | 26 in (66 cm) |
| Vacuum waterlift | 51.2 in (130) | 51.2 in (130) | 51.2 in (130) |
| Battery charger | Standard Models - 24 Volt Shelf or Onboard Charger / ST Models - Shelf Charger Only | Standard Models - 24 Volt Shelf or Onboard Charger / ST Models - Shelf Charger Only | Standard Models - 24 Volt Shelf or Onboard Charger / ST Models - Shelf Charger Only |
| Dimensions (W/O Squeegee) | | | |
| Scrub pressure - regular scrub | 80 lb (36.3 kg) | 80 lb (36.3 kg) | 80 lb (36.3 kg) |
| Scrub pressure - extreme scrub | 170 lb (77.1 kg) | 170 lb (77.1 kg) | 170 lb (77.1 kg) |
| Solution control | Standard Models - Gravity feed with pulsating solenoid technology and liquid level sensing / ST Models - Gravity freed with pulsating solenoid technology | Standard Models - Gravity feed with pulsating solenoid technology and liquid level sensing / ST Models - Gravity freed with pulsating solenoid technology | Standard Models - Gravity feed with pulsating solenoid technology and liquid level sensing / ST Models - Gravity freed with pulsating solenoid technology |
| Vacuum fan | 3-Stage | 3-Stage | 3-Stage |
| Squeegee width | | | |
| Productivity rate theoretical/actual | Theoretical Max. @ 3.4 mph (5.5 kph) - 38,900 sq ft/hr (3,600 sq m/hr) / Est. Coverage @ 2.3 mph (3.7 kph) - 26,300 sq ft/hr (2,400 sq m/hr) | Theoretical Max. @ 3.4 mph (5.5 kph) - 38,900 sq ft/hr (3,600 sq m/hr) / Est. Coverage @ 2.3 mph (3.7 kph) - 26,300 sq ft/hr (2,400 sq m/hr) | Theoretical Max. @ 3.4 mph (5.5 kph) - 38,900 sq ft/hr (3,600 sq m/hr) / Est. Coverage @ 2.3 mph (3.7 kph) - 26,300 sq ft/hr (2,400 sq m/hr) |
| Scrub motor | | | |
| Low flow rate | 0.25 gal/min (0.98 L/min) - 91 mins | 0.25 gal/min (0.98 L/min) - 91 mins | 0.25 gal/min (0.98 L/min) - 91 mins |



Walk-Behind Floor Scrubbers

| Technical specifications | SC750 ST 26D W242 SC PH CAN | SC750 ST 26D W310 SC PH CAN | SC750 S 28C W242 SC MGB CAN |
|--|---|---|---|
| Medium flow rate | 0.50 gal/min (1.93 L/min) - 42 mins | 0.50 gal/min (1.93 L/min) - 42 mins | 0.50 gal/min (1.93 L/min) - 42 mins |
| High flow rate | 0.65 gal/min (2.46 L/min) - 32 mins | 0.65 gal/min (2.46 L/min) - 32 mins | 0.65 gal/min (2.46 L/min) - 32 mins |
| Speed control | Standard Models - Saffey paddle system infinity variable with maximum speed limiter settings / ST Models - ON/OFF palm switches with maximum speed limiter settings | Standard Models - Saffey paddle system infinity variable with maximum speed limiter settings / ST Models - ON/OFF palm switches with maximum speed limiter settings | Standard Models - Saffey paddle system infinity variable with maximum speed limiter settings / ST Models - ON/OFF palm switches with maximum speed limiter settings |
| Vacuum fan motor | 0.66 hp (490 W) | 0.66 hp (490 W) | 0.66 hp (490 W) |
| Brush Pad/Driver Assembly | (2) 27 in (68.6 cm) | (2) 27 in (68.6 cm) | (2) 27 in (68.6 cm) |
| Scrub disc/brush speed | 270 rpm | 270 rpm | 270 rpm |
| Propel speed | Transport - 3.6 (5.8 km/hr) / Scrubbing - 3.4 (5.5 km/hr) | Transport - 3.6 (5.8 km/hr) / Scrubbing - 3.4 (5.5 km/hr) | Transport - 3.6 (5.8 km/hr) / Scrubbing - 3.4 (5.5 km/hr) |
| Length standard model | 58.4 in (148 cm) | 58.4 in (148 cm) | 58.4 in (148 cm) |
| Length ST Model | 56.6 in (144 cm) | 56.6 in (144 cm) | 56.6 in (144 cm) |
| Width without squeegee | 28.8 in (73 cm) | 28.8 in (73 cm) | 28.8 in (73 cm) |
| Width with squeegee | 35.5 in (90 cm) | 35.5 in (90 cm) | 35.5 in (90 cm) |
| Height Standard Model | 45.1 in (115 cm) | 45.1 in (115 cm) | 45.1 in (115 cm) |
| Height ST Model | 44.5 in (113 cm) | 44.5 in (113 cm) | 44.5 in (113 cm) |
| Max. dry weight without batteries | 347 lb (158 kg) | 347 lb (158 kg) | 347 lb (158 kg) |
| Max. dry weight including std. batteries | 615 lb (280 kg) | 615 lb (280 kg) | 615 lb (280 kg) |
| Gradeability | Scrubbing & Transport (Full) - 8.5°/14.9%; Trailer Ramp (Empty) - 10.0°/17.6% | Scrubbing & Transport (Full) - 8.5°/14.9%; Trailer Ramp (Empty) - 10.0°/17.6% | Scrubbing & Transport (Full) - 8.5°/14.9%; Trailer Ramp (Empty) - 10.0°/17.6% |

| Technical specifications | SC750 28C W310 SC MGB CAN |
|--------------------------------------|---|
| Approvals | |
| Drive system | |
| Sound level | (IEC 60704-1) 61 dB (A) at Operator's position |
| Min. aisle turn (cm) | 62 in (1.57 m) |
| Solution tank (l) | 21 gal (80 L) |
| Recovery tank (l) | 21 gal (80 L) |
| Drive wheels (cm) | (2) 10 in (25.4 cm) diameter solid, gray - non-marking polyurethane |
| Weight with batteries lbs (kg) | |
| Operating weight (machine only) (lb) | |



Walk-Behind Floor Scrubbers

| Technical specifications | SC750 28C W310 SC MGB CAN |
|--------------------------------------|---|
| Batteries | (24 V System)(4) 6 V batteries: 242 Ah Wet or 310 Ah Wet or 312 Ah maintenance-free (AGM) |
| Scrub head type | Disc |
| Scrub path | 26 in (66 cm) |
| Vacuum waterlift | 51.2 in (130) |
| Battery charger | Standard Models - 24 Volt Shelf or Onboard Charger / ST Models - Shelf Charger Only |
| Dimensions (W/O Squeegee) | |
| Scrub pressure - regular scrub | 80 lb (36.3 kg) |
| Scrub pressure - extreme scrub | 170 lb (77.1 kg) |
| Solution control | Standard Models - Gravity feed with pulsating solenoid technology and liquid level sensing / ST Models - Gravity feed with pulsating solenoid technology |
| Vacuum fan | 3-Stage |
| Squeegee width | |
| Productivity rate theoretical/actual | Theoretical Max. @ 3.4 mph (5.5 kph) - 38,900 sq ft/hr (3,600 sq m/hr) / Est. Coverage @ 2.3 mph (3.7 kph) - 26,300 sq ft/hr (2,400 sq m/hr) |
| Scrub motor | |
| Low flow rate | 0.25 gal/min (0.98 L/min) - 91 mins |
| Medium flow rate | 0.50 gal/min (1.93 L/min) - 42 mins |
| High flow rate | 0.65 gal/min (2.46 L/min) - 32 mins |
| Speed control | Standard Models - Safety paddle system infinity variable with maximum speed limiter settings / ST Models - ON/OFF palm switches with maximum speed limiter settings |
| Vacuum fan motor | 0.66 hp (490 W) |
| Brush Pad/Driver Assembly | (2) 27 in (68.6 cm) |
| Scrub disc/brush speed | 270 rpm |


Walk-Behind Floor Scrubbers

Technical specifications

SC750 28C W310
SC MGB CAN




| | |
|--|---|
| Propel speed | Transport - 3.6 (5.8 km/hr) / Scrubbing - 3.4 (5.5 km/hr) |
| Length standard model | 58.4 in (148 cm) |
| Length ST Model | 56.6 in (144 cm) |
| Width without squeegee | 28.8 in (73 cm) |
| Width with squeegee | 35.5 in (90 cm) |
| Height Standard Model | 45.1 in (115 cm) |
| Height ST Model | 44.5 in (113 cm) |
| Max. dry weight without batteries | 347 lb (158 kg) |
| Max. dry weight including std. batteries | 615 lb (280 kg) |
| Gradeability | Scrubbing & Transport (Full) - 8.5°/14.9%; Trailer Ramp (Empty) - 10.0°/17.6% |

● Standard equipment, ○ Supplementary accessories, □ Mountable equipment



| Accessories | Ref. no. | Min. required | SC750 28R ECOFLEX W242 OBC | SC750 28R ECOFLEX A312 OBC | SC750 28R ECOFLEX W310 OBC |
|---|----------------------------|---------------|----------------------------|----------------------------|----------------------------|
| Other | | | | | |
| | KIT-VAC WAND WITH TOTE BAG | 56112141 | 0 | ○ | ○ |
|  | PAD RETAINER | 56505195 | 0 | | |
| | UTILITY CADDY | 56112222 | 0 | ○ | ○ |
| | VELCRO 2 SIDED 14 | 56112746 | 0 | ○ | ○ |
| Pad | | | | | |
| | PAD MICRO FIBER-14 IN | 56112734 | 0 | ○ | ○ |
| | PAD-MAROON-14-10/CS | 56112733 | 0 | ○ | ○ |
| Squeegee Blade | | | | | |
| | BLADE KIT-SQUEEGEE GUM | 56112330 | 0 | ○ | ○ |
| | BLADE KIT-SQUEEGEE LINATEX | 56112331 | 0 | ○ | ○ |
| | BLADE KIT-SQUEEGEE PU | 56112332 | 0 | ○ | ○ |
| Battery and Charger | | | | | |
| | CHARGER-BATT SCR 24V 25A | 56382998 | 0 | | |
| | HOUR METER KIT | 56302198 | 0 | | |
| | INDICATOR BATTERY LEVEL | 56397453 | 0 | ○ | ○ |
| | PROGRAMMER WITH CABLE | 56112255 | 0 | ○ | ○ |
| Ecoflex System | | | | | |
| | CHEM BOTTLE ASSY-ECOFLEX | 56601545 | 0 | ○ | ○ |




Walk-Behind Floor Scrubbers

| Accessories | | Ref. no. | Min. required | SC750 28R ECOFLEX W242 OBC | SC750 28R ECOFLEX A312 OBC | SC750 28R ECOFLEX W310 OBC |
|---|-------------------------------|----------|---------------|----------------------------------|----------------------------------|----------------------------------|
| Battery | | | | | | |
| | KIT BATTERY WATERING | 56601527 | 0 | ○ | ○ | ○ |
| Battery Wet | | | | | | |
| | BATTERY 6V 242AH WET | 56206079 | 0 | ○ | | |
| Pad Holder | | | | | | |
| | PAD HOLDER-13 3 LUG | 56505760 | 0 | | | |
| | PAD HOLDER-14 3 LUG | 56505800 | 0 | | | |
| Disc Brush 330 mm | | | | | | |
| | DISC BRUSH-13 AGLITE 3 LUG | 56505763 | 0 | | | |
| | DISC BRUSH-13 DYNAGRIT 3 LUG | 56505762 | 0 | | | |
| | DISC BRUSH-13 MAGNAGRIT 3 LUG | 56505761 | 0 | | | |
| | DISC BRUSH-13 MIDGRIT 3 LUG | 56505767 | 0 | | | |
| | DISC BRUSH-13 MIDLITE 3 LUG | 56505768 | 0 | | | |
|  | DISC BRUSH-13 PROLENE 3 LUG | 56505764 | 0 | | | |
| | DISC BRUSH-13 PROLITE 3 LUG | 56505765 | 0 | | | |
| | DISC BRUSH-13 UNION MIX 3 LUG | 56505766 | 0 | | | |
| Disc Brush 370 mm | | | | | | |
| | DISC BRUSH-14 AGLITE 3 LUG | 56505803 | 0 | | | |
| | DISC BRUSH-14 DYNAGRIT 3 LUG | 56505802 | 0 | | | |
| | DISC BRUSH-14 MAGNAGRIT 3 LUG | 56505801 | 0 | | | |
| | DISC BRUSH-14 MIDGRIT 3 LUG | 56505807 | 0 | | | |
| | DISC BRUSH-14 MIDLITE 3 LUG | 56505808 | 0 | | | |
| | DISC BRUSH-14 PROLENE 3 LUG | 56505804 | 0 | | | |
| | DISC BRUSH-14 PROLITE 3 LUG | 56505805 | 0 | | | |
| | DISC BRUSH-14 UNION MIX 3 LUG | 56505806 | 0 | | | |
| Brush Cylindrical | | | | | | |
|  | BRUSH 180 GRIT 28-BLUE/GREY | 56412193 | 0 | | | |
| | BRUSH 46 GRIT 28-ORANG/BROWN | 56412195 | 0 | | | |
| | BRUSH 80 GRIT 28-BLACK | 56412194 | 0 | | | |
|  | BRUSH HARD NYLON 28-NATURAL | 56412192 | 0 | | | |

Walk-Behind Floor Scrubbers


| Accessories | | Ref. no. | Min. required | SC750 28R ECOFLEX W242 OBC | SC750 28R ECOFLEX A312 OBC | SC750 28R ECOFLEX W310 OBC |
|---|----------------------------|----------|---------------|----------------------------------|----------------------------------|----------------------------------|
|  | BRUSH POLYPROPYLENE 28-RED | 56412046 | 0 | | | |
|  | BRUSH SOFT NYLON 28-YELLOW | 56412191 | 0 | | | |
| Accessory Kit | | | | | | |
| | SQUEEGEE ASSY | 56112313 | 0 | | | |
| Flap and Skirt | | | | | | |
| | KIT-BRISTLE SKIRT 26 | 56112305 | 0 | | | |
| | KIT-BRISTLE SKIRT 28 | 56112306 | 0 | | | |
| External Charger | | | | | | |
| | CHARGER-BATT SCR 24V 21A | 56383076 | 0 | | | |

● Standard equipment, ○ Supplementary accessories, □ Mountable equipment




| Accessories | | Ref. no. | Min. required | SC750 26D ECOFLEX W242 PH CAN | SC750 26D ECOFLEX W310 PH CAN | SC750 26D ECOFLEX A312 PH CAN |
|---|----------------------------|----------|---------------|-------------------------------------|-------------------------------------|-------------------------------------|
| Other | | | | | | |
| | KIT-VAC WAND WITH TOTE BAG | 56112141 | 0 | | | |
|  | PAD RETAINER | 56505195 | 0 | | | |
| | UTILITY CADDY | 56112222 | 0 | | | |
| | VELCRO 2 SIDED 14 | 56112746 | 0 | | | |
| Pad | | | | | | |
| | PAD MICRO FIBER-14 IN | 56112734 | 0 | | | |
| | PAD-MAROON-14-10/CS | 56112733 | 0 | | | |
| Squeegee Blade | | | | | | |
| | BLADE KIT-SQUEEGEE GUM | 56112330 | 0 | | | |
| | BLADE KIT-SQUEEGEE LINATEX | 56112331 | 0 | | | |
| | BLADE KIT-SQUEEGEE PU | 56112332 | 0 | | | |
| Battery and Charger | | | | | | |
| | CHARGER-BATT SCR 24V 25A | 56382998 | 0 | | | |
| | HOUR METER KIT | 56302198 | 0 | | | |
| | INDICATOR BATTERY LEVEL | 56397453 | 0 | | | |
| | PROGRAMMER WITH CABLE | 56112255 | 0 | | | |
| Ecoflex System | | | | | | |




Walk-Behind Floor Scrubbers

| Accessories | | Ref. no. | Min. required | SC750 26D ECOFLEX W242 PH CAN | SC750 26D ECOFLEX W310 PH CAN | SC750 26D ECOFLEX A312 PH CAN |
|---|-------------------------------|----------|---------------|-------------------------------------|-------------------------------------|-------------------------------------|
| | CHEM BOTTLE ASSY-ECOFLEX | 56601545 | 0 | | | |
| Battery | | | | | | |
| | KIT BATTERY WATERING | 56601527 | 0 | | | |
| Battery Wet | | | | | | |
| | BATTERY 6V 242AH WET | 56206079 | 0 | | | |
| Pad Holder | | | | | | |
| | PAD HOLDER-13 3 LUG | 56505760 | 0 | | | |
| | PAD HOLDER-14 3 LUG | 56505800 | 0 | | | |
| Disc Brush 330 mm | | | | | | |
| | DISC BRUSH-13 AGLITE 3 LUG | 56505763 | 0 | | | |
| | DISC BRUSH-13 DYNAGRIT 3 LUG | 56505762 | 0 | | | |
| | DISC BRUSH-13 MAGNAGRIT 3 LUG | 56505761 | 0 | | | |
| | DISC BRUSH-13 MIDGRIT 3 LUG | 56505767 | 0 | | | |
| | DISC BRUSH-13 MIDLITE 3 LUG | 56505768 | 0 | | | |
|  | DISC BRUSH-13 PROLENE 3 LUG | 56505764 | 0 | | | |
| | DISC BRUSH-13 PROLITE 3 LUG | 56505765 | 0 | | | |
| | DISC BRUSH-13 UNION MIX 3 LUG | 56505766 | 0 | | | |
| Disc Brush 370 mm | | | | | | |
| | DISC BRUSH-14 AGLITE 3 LUG | 56505803 | 0 | | | |
| | DISC BRUSH-14 DYNAGRIT 3 LUG | 56505802 | 0 | | | |
| | DISC BRUSH-14 MAGNAGRIT 3 LUG | 56505801 | 0 | | | |
| | DISC BRUSH-14 MIDGRIT 3 LUG | 56505807 | 0 | | | |
| | DISC BRUSH-14 MIDLITE 3 LUG | 56505808 | 0 | | | |
| | DISC BRUSH-14 PROLENE 3 LUG | 56505804 | 0 | | | |
| | DISC BRUSH-14 PROLITE 3 LUG | 56505805 | 0 | | | |
| | DISC BRUSH-14 UNION MIX 3 LUG | 56505806 | 0 | | | |
| Brush Cylindrical | | | | | | |
|  | BRUSH 180 GRIT 28-BLUE/GREY | 56412193 | 0 | | | |
| | BRUSH 46 GRIT 28-ORANG/BROWN | 56412195 | 0 | | | |
| | BRUSH 80 GRIT 28-BLACK | 56412194 | 0 | | | |

Walk-Behind Floor Scrubbers

| Accessories | | Ref. no. | Min. required | SC750 26D ECOFLEX W242 PH CAN | SC750 26D ECOFLEX W310 PH CAN | SC750 26D ECOFLEX A312 PH CAN |
|---|-----------------------------|----------|---------------|-------------------------------------|-------------------------------------|-------------------------------------|
|  | BRUSH HARD NYLON 28-NATURAL | 56412192 | 0 | | | |
|  | BRUSH POLYPROPYLENE 28-RED | 56412046 | 0 | | | |
|  | BRUSH SOFT NYLON 28-YELLOW | 56412191 | 0 | | | |
| Accessory Kit | | | | | | |
| | SQUEEGEE ASSY | 56112313 | 0 | | | |
| Flap and Skirt | | | | | | |
| | KIT-BRISTLE SKIRT 26 | 56112305 | 0 | | | |
| | KIT-BRISTLE SKIRT 28 | 56112306 | 0 | | | |
| External Charger | | | | | | |
| | CHARGER-BATT SCR 24V 21A | 56383076 | 0 | | | |




● Standard equipment, ○ Supplementary accessories, □ Mountable equipment

| Accessories | | Ref. no. | Min. required | SC750 28D ECOFLEX W242 PH CAN | SC750 28D ECOFLEX W310 PH CAN | SC750 28D ECOFLEX A312 PH CAN |
|---|----------------------------|----------|---------------|-------------------------------------|-------------------------------------|-------------------------------------|
| Other | | | | | | |
| | KIT-VAC WAND WITH TOTE BAG | 56112141 | 0 | | | |
|  | PAD RETAINER | 56505195 | 0 | | | |
| | UTILITY CADDY | 56112222 | 0 | | | |
| | VELCRO 2 SIDED 14 | 56112746 | 0 | | | |
| Pad | | | | | | |
| | PAD MICRO FIBER-14 IN | 56112734 | 0 | | | |
| | PAD-MAROON-14-10/CS | 56112733 | 0 | | | |
| Squeegee Blade | | | | | | |
| | BLADE KIT-SQUEEGEE GUM | 56112330 | 0 | | | |
| | BLADE KIT-SQUEEGEE LINATEX | 56112331 | 0 | | | |
| | BLADE KIT-SQUEEGEE PU | 56112332 | 0 | | | |
| Battery and Charger | | | | | | |
| | CHARGER-BATT SCR 24V 25A | 56382998 | 0 | | | |
| | HOUR METER KIT | 56302198 | 0 | | | |


Walk-Behind Floor Scrubbers

| Accessories | | Ref. no. | Min. required | SC750 28D ECOFLEX W242 PH CAN | SC750 28D ECOFLEX W310 PH CAN | SC750 28D ECOFLEX A312 PH CAN |
|---|-------------------------------|----------|---------------|-------------------------------|-------------------------------|-------------------------------|
| | INDICATOR BATTERY LEVEL | 56397453 | 0 | | | |
| | PROGRAMMER WITH CABLE | 56112255 | 0 | | | |
| Ecoflex System | | | | | | |
| | CHEM BOTTLE ASSY-ECOFLEX | 56601545 | 0 | | | |
| Battery | | | | | | |
| | KIT BATTERY WATERING | 56601527 | 0 | | | |
| Battery Wet | | | | | | |
| | BATTERY 6V 242AH WET | 56206079 | 0 | | | |
| Pad Holder | | | | | | |
| | PAD HOLDER-13 3 LUG | 56505760 | 0 | | | |
| | PAD HOLDER-14 3 LUG | 56505800 | 0 | | | |
| Disc Brush 330 mm | | | | | | |
| | DISC BRUSH-13 AGLITE 3 LUG | 56505763 | 0 | | | |
| | DISC BRUSH-13 DYNAGRIT 3 LUG | 56505762 | 0 | | | |
| | DISC BRUSH-13 MAGNAGRIT 3 LUG | 56505761 | 0 | | | |
| | DISC BRUSH-13 MIDGRIT 3 LUG | 56505767 | 0 | | | |
| | DISC BRUSH-13 MIDLITE 3 LUG | 56505768 | 0 | | | |
|  | DISC BRUSH-13 PROLENE 3 LUG | 56505764 | 0 | | | |
| | DISC BRUSH-13 PROLITE 3 LUG | 56505765 | 0 | | | |
| | DISC BRUSH-13 UNION MIX 3 LUG | 56505766 | 0 | | | |
| Disc Brush 370 mm | | | | | | |
| | DISC BRUSH-14 AGLITE 3 LUG | 56505803 | 0 | | | |
| | DISC BRUSH-14 DYNAGRIT 3 LUG | 56505802 | 0 | | | |
| | DISC BRUSH-14 MAGNAGRIT 3 LUG | 56505801 | 0 | | | |
| | DISC BRUSH-14 MIDGRIT 3 LUG | 56505807 | 0 | | | |
| | DISC BRUSH-14 MIDLITE 3 LUG | 56505808 | 0 | | | |
| | DISC BRUSH-14 PROLENE 3 LUG | 56505804 | 0 | | | |
| | DISC BRUSH-14 PROLITE 3 LUG | 56505805 | 0 | | | |
| | DISC BRUSH-14 UNION MIX 3 LUG | 56505806 | 0 | | | |
| Brush Cylindrical | | | | | | |
|  | BRUSH 180 GRIT 28-BLUE/GREY | 56412193 | 0 | | | |
| | BRUSH 46 GRIT 28-ORANG/BROWN | 56412195 | 0 | | | |



Walk-Behind Floor Scrubbers

| Accessories | | Ref. no. | Min. required | SC750 28D ECOFLEX W242 PH CAN | SC750 28D ECOFLEX W310 PH CAN | SC750 28D ECOFLEX A312 PH CAN |
|---|-----------------------------|----------|---------------|-------------------------------------|-------------------------------------|-------------------------------------|
| | BRUSH 80 GRIT 28-BLACK | 56412194 | 0 | | | |
|  | BRUSH HARD NYLON 28-NATURAL | 56412192 | 0 | | | |
|  | BRUSH POLYPROPYLENE 28-RED | 56412046 | 0 | | | |
|  | BRUSH SOFT NYLON 28-YELLOW | 56412191 | 0 | | | |
| Accessory Kit | | | | | | |
| | SQUEEGEE ASSY | 56112313 | 0 | | | |
| Flap and Skirt | | | | | | |
| | KIT-BRISTLE SKIRT 26 | 56112305 | 0 | | | |
| | KIT-BRISTLE SKIRT 28 | 56112306 | 0 | | | |
| External Charger | | | | | | |
| | CHARGER-BATT SCR 24V 21A | 56383076 | 0 | | | |




● Standard equipment, ○ Supplementary accessories, □ Mountable equipment

| Accessories | | Ref. no. | Min. required | SC750 28C ECOFLEX W242 PB CAN | SC750 28C ECOFLEX W310 PB CAN | SC750 28C ECOFLEX A312 PB CAN |
|---|----------------------------|----------|---------------|-------------------------------------|-------------------------------------|-------------------------------------|
| Other | | | | | | |
| | KIT-VAC WAND WITH TOTE BAG | 56112141 | 0 | | | |
|  | PAD RETAINER | 56505195 | 0 | | | |
| | UTILITY CADDY | 56112222 | 0 | | | |
| | VELCRO 2 SIDED 14 | 56112746 | 0 | | | |
| Pad | | | | | | |
| | PAD MICRO FIBER-14 IN | 56112734 | 0 | | | |
| | PAD-MAROON-14-10/CS | 56112733 | 0 | | | |
| Squeegee Blade | | | | | | |
| | BLADE KIT-SQUEEGEE GUM | 56112330 | 0 | | | |
| | BLADE KIT-SQUEEGEE LINATEX | 56112331 | 0 | | | |
| | BLADE KIT-SQUEEGEE PU | 56112332 | 0 | | | |
| Battery and Charger | | | | | | |
| | CHARGER-BATT SCR 24V 25A | 56382998 | 0 | | | |


Walk-Behind Floor Scrubbers

| Accessories | | Ref. no. | Min. required | SC750 28C ECOFLEX W242 PB CAN | SC750 28C ECOFLEX W310 PB CAN | SC750 28C ECOFLEX A312 PB CAN |
|---|-------------------------------|----------|---------------|-------------------------------|-------------------------------|-------------------------------|
| | HOUR METER KIT | 56302198 | 0 | | | |
| | INDICATOR BATTERY LEVEL | 56397453 | 0 | | | |
| | PROGRAMMER WITH CABLE | 56112255 | 0 | | | |
| Ecoflex System | | | | | | |
| | CHEM BOTTLE ASSY-ECOFLEX | 56601545 | 0 | | | |
| Battery | | | | | | |
| | KIT BATTERY WATERING | 56601527 | 0 | | | |
| Battery Wet | | | | | | |
| | BATTERY 6V 242AH WET | 56206079 | 0 | | | |
| Pad Holder | | | | | | |
| | PAD HOLDER-13 3 LUG | 56505760 | 0 | | | |
| | PAD HOLDER-14 3 LUG | 56505800 | 0 | | | |
| Disc Brush 330 mm | | | | | | |
| | DISC BRUSH-13 AGLITE 3 LUG | 56505763 | 0 | | | |
| | DISC BRUSH-13 DYNAGRIT 3 LUG | 56505762 | 0 | | | |
| | DISC BRUSH-13 MAGNAGRIT 3 LUG | 56505761 | 0 | | | |
| | DISC BRUSH-13 MIDGRIT 3 LUG | 56505767 | 0 | | | |
| | DISC BRUSH-13 MIDLITE 3 LUG | 56505768 | 0 | | | |
|  | DISC BRUSH-13 PROLENE 3 LUG | 56505764 | 0 | | | |
| | DISC BRUSH-13 PROLITE 3 LUG | 56505765 | 0 | | | |
| | DISC BRUSH-13 UNION MIX 3 LUG | 56505766 | 0 | | | |
| Disc Brush 370 mm | | | | | | |
| | DISC BRUSH-14 AGLITE 3 LUG | 56505803 | 0 | | | |
| | DISC BRUSH-14 DYNAGRIT 3 LUG | 56505802 | 0 | | | |
| | DISC BRUSH-14 MAGNAGRIT 3 LUG | 56505801 | 0 | | | |
| | DISC BRUSH-14 MIDGRIT 3 LUG | 56505807 | 0 | | | |
| | DISC BRUSH-14 MIDLITE 3 LUG | 56505808 | 0 | | | |
| | DISC BRUSH-14 PROLENE 3 LUG | 56505804 | 0 | | | |
| | DISC BRUSH-14 PROLITE 3 LUG | 56505805 | 0 | | | |
| | DISC BRUSH-14 UNION MIX 3 LUG | 56505806 | 0 | | | |
| Brush Cylindrical | | | | | | |
|  | BRUSH 180 GRIT 28-BLUE/GREY | 56412193 | 0 | | | |


Walk-Behind Floor Scrubbers

| Accessories | | Ref. no. | Min. required | SC750 28C ECOFLEX W242 PB CAN | SC750 28C ECOFLEX W310 PB CAN | SC750 28C ECOFLEX A312 PB CAN |
|---|------------------------------|----------|---------------|-------------------------------|-------------------------------|-------------------------------|
| | BRUSH 46 GRIT 28-ORANG/BROWN | 56412195 | 0 | | | |
| | BRUSH 80 GRIT 28-BLACK | 56412194 | 0 | | | |
|  | BRUSH HARD NYLON 28-NATURAL | 56412192 | 0 | | | |
|  | BRUSH POLYPROPYLENE 28-RED | 56412046 | 0 | | | |
|  | BRUSH SOFT NYLON 28-YELLOW | 56412191 | 0 | | | |
| Accessory Kit | | | | | | |
| | SQUEEGEE ASSY | 56112313 | 0 | | | |
| Flap and Skirt | | | | | | |
| | KIT-BRISTLE SKIRT 26 | 56112305 | 0 | | | |
| | KIT-BRISTLE SKIRT 28 | 56112306 | 0 | | | |
| External Charger | | | | | | |
| | CHARGER-BATT SCR 24V 21A | 56383076 | 0 | | | |





● Standard equipment, ○ Supplementary accessories, □ Mountable equipment

| Accessories | | Ref. no. | Min. required | SC750 ST 26D W242 SC PH CAN | SC750 ST 26D W310 SC PH CAN | SC750 S 28C W242 SC MGB CAN |
|---|----------------------------|----------|---------------|-----------------------------|-----------------------------|-----------------------------|
| Other | | | | | | |
| | KIT-VAC WAND WITH TOTE BAG | 56112141 | 0 | | | ○ |
|  | PAD RETAINER | 56505195 | 0 | | | ○ |
| | UTILITY CADDY | 56112222 | 0 | | | ○ |
| | VELCRO 2 SIDED 14 | 56112746 | 0 | | | |
| Pad | | | | | | |
| | PAD MICRO FIBER-14 IN | 56112734 | 0 | | | |
| | PAD-MAROON-14-10/CS | 56112733 | 0 | | | |
| Squeegee Blade | | | | | | |
| | BLADE KIT-SQUEEGEE GUM | 56112330 | 0 | | | ○ |
| | BLADE KIT-SQUEEGEE LINATEX | 56112331 | 0 | | | ○ |
| | BLADE KIT-SQUEEGEE PU | 56112332 | 0 | | | ○ |
| Battery and Charger | | | | | | |


Walk-Behind Floor Scrubbers

| Accessories | | Ref. no. | Min. required | SC750 ST 26D W242 SC PH CAN | SC750 ST 26D W310 SC PH CAN | SC750 S 28C W242 SC MGB CAN |
|---|-------------------------------|----------|---------------|-----------------------------------|-----------------------------------|-----------------------------------|
| | CHARGER-BATT SCR 24V 25A | 56382998 | 0 | | | |
| | HOUR METER KIT | 56302198 | 0 | | | ○ |
| | INDICATOR BATTERY LEVEL | 56397453 | 0 | | | ○ |
| | PROGRAMMER WITH CABLE | 56112255 | 0 | | | ○ |
| Ecoflex System | | | | | | |
| | CHEM BOTTLE ASSY-ECOFLEX | 56601545 | 0 | | | ○ |
| Battery | | | | | | |
| | KIT BATTERY WATERING | 56601527 | 0 | | | ○ |
| Battery Wet | | | | | | |
| | BATTERY 6V 242AH WET | 56206079 | 0 | | | |
| Pad Holder | | | | | | |
| | PAD HOLDER-13 3 LUG | 56505760 | 0 | | | ○ |
| | PAD HOLDER-14 3 LUG | 56505800 | 0 | | | |
| Disc Brush 330 mm | | | | | | |
| | DISC BRUSH-13 AGLITE 3 LUG | 56505763 | 0 | | | ○ |
| | DISC BRUSH-13 DYNAGRIT 3 LUG | 56505762 | 0 | | | ○ |
| | DISC BRUSH-13 MAGNAGRIT 3 LUG | 56505761 | 0 | | | ○ |
| | DISC BRUSH-13 MIDGRIT 3 LUG | 56505767 | 0 | | | ○ |
| | DISC BRUSH-13 MIDLITE 3 LUG | 56505768 | 0 | | | ○ |
|  | DISC BRUSH-13 PROLENE 3 LUG | 56505764 | 0 | | | ○ |
| | DISC BRUSH-13 PROLITE 3 LUG | 56505765 | 0 | | | |
| | DISC BRUSH-13 UNION MIX 3 LUG | 56505766 | 0 | | | ○ |
| Disc Brush 370 mm | | | | | | |
| | DISC BRUSH-14 AGLITE 3 LUG | 56505803 | 0 | | | |
| | DISC BRUSH-14 DYNAGRIT 3 LUG | 56505802 | 0 | | | |
| | DISC BRUSH-14 MAGNAGRIT 3 LUG | 56505801 | 0 | | | |
| | DISC BRUSH-14 MIDGRIT 3 LUG | 56505807 | 0 | | | |
| | DISC BRUSH-14 MIDLITE 3 LUG | 56505808 | 0 | | | |
| | DISC BRUSH-14 PROLENE 3 LUG | 56505804 | 0 | | | |
| | DISC BRUSH-14 PROLITE 3 LUG | 56505805 | 0 | | | |
| | DISC BRUSH-14 UNION MIX 3 LUG | 56505806 | 0 | | | |
| Brush Cylindrical | | | | | | |


Walk-Behind Floor Scrubbers

| Accessories | | Ref. no. | Min. required | SC750 ST 26D W242 SC PH CAN | SC750 ST 26D W310 SC PH CAN | SC750 S 28C W242 SC MGB CAN |
|---|------------------------------|----------|---------------|-----------------------------------|-----------------------------------|-----------------------------------|
|  | BRUSH 180 GRIT 28-BLUE/GREY | 56412193 | 0 | | | |
| | BRUSH 46 GRIT 28-ORANG/BROWN | 56412195 | 0 | | | |
| | BRUSH 80 GRIT 28-BLACK | 56412194 | 0 | | | |
|  | BRUSH HARD NYLON 28-NATURAL | 56412192 | 0 | | | |
|  | BRUSH POLYPROPYLENE 28-RED | 56412046 | 0 | | | |
|  | BRUSH SOFT NYLON 28-YELLOW | 56412191 | 0 | | | |
| Accessory Kit | | | | | | |
| | SQUEEGEE ASSY | 56112313 | 0 | | | ○ |
| Flap and Skirt | | | | | | |
| | KIT-BRISTLE SKIRT 26 | 56112305 | 0 | | | ○ |
| | KIT-BRISTLE SKIRT 28 | 56112306 | 0 | | | ○ |
| External Charger | | | | | | |
| | CHARGER-BATT SCR 24V 21A | 56383076 | 0 | | | |





● Standard equipment, ○ Supplementary accessories, □ Mountable equipment

| Accessories | | Ref. no. | Min. required | SC750 28C W310 SC MGB CAN |
|---|----------------------------|----------|---------------|---------------------------------|
| Other | | | | |
| | KIT-VAC WAND WITH TOTE BAG | 56112141 | 0 | ○ |
|  | PAD RETAINER | 56505195 | 0 | ○ |
| | UTILITY CADDY | 56112222 | 0 | ○ |
| | VELCRO 2 SIDED 14 | 56112746 | 0 | |
| Pad | | | | |
| | PAD MICRO FIBER-14 IN | 56112734 | 0 | |
| | PAD-MAROON-14-10/CS | 56112733 | 0 | |
| Squeegee Blade | | | | |
| | BLADE KIT-SQUEEGEE GUM | 56112330 | 0 | ○ |

Walk-Behind Floor Scrubbers

| Accessories | | Ref. no. | Min. required | SC750 28C W310 SC MGB CAN |
|---|-------------------------------|----------|---------------|---------------------------------|
| | BLADE KIT-SQUEEGEE LINATEX | 56112331 | 0 | ○ |
| | BLADE KIT-SQUEEGEE PU | 56112332 | 0 | ○ |
| Battery and Charger | | | | |
| | CHARGER-BATT SCR 24V 25A | 56382998 | 0 | |
| | HOUR METER KIT | 56302198 | 0 | ○ |
| | INDICATOR BATTERY LEVEL | 56397453 | 0 | ○ |
| | PROGRAMMER WITH CABLE | 56112255 | 0 | ○ |
| Ecoflex System | | | | |
| | CHEM BOTTLE ASSY-ECOFLEX | 56601545 | 0 | ○ |
| Battery | | | | |
| | KIT BATTERY WATERING | 56601527 | 0 | ○ |
| Battery Wet | | | | |
| | BATTERY 6V 242AH WET | 56206079 | 0 | |
| Pad Holder | | | | |
| | PAD HOLDER-13 3 LUG | 56505760 | 0 | ○ |
| | PAD HOLDER-14 3 LUG | 56505800 | 0 | |
| Disc Brush 330 mm | | | | |
| | DISC BRUSH-13 AGLITE 3 LUG | 56505763 | 0 | ○ |
| | DISC BRUSH-13 DYNAGRIT 3 LUG | 56505762 | 0 | ○ |
| | DISC BRUSH-13 MAGNAGRIT 3 LUG | 56505761 | 0 | ○ |
| | DISC BRUSH-13 MIDGRIT 3 LUG | 56505767 | 0 | ○ |
| | DISC BRUSH-13 MIDLITE 3 LUG | 56505768 | 0 | ○ |
|  | DISC BRUSH-13 PROLENE 3 LUG | 56505764 | 0 | ○ |
| | DISC BRUSH-13 PROLITE 3 LUG | 56505765 | 0 | |
| | DISC BRUSH-13 UNION MIX 3 LUG | 56505766 | 0 | ○ |
| Disc Brush 370 mm | | | | |
| | DISC BRUSH-14 AGLITE 3 LUG | 56505803 | 0 | |
| | DISC BRUSH-14 DYNAGRIT 3 LUG | 56505802 | 0 | |
| | DISC BRUSH-14 MAGNAGRIT 3 LUG | 56505801 | 0 | |
| | DISC BRUSH-14 MIDGRIT 3 LUG | 56505807 | 0 | |
| | DISC BRUSH-14 MIDLITE 3 LUG | 56505808 | 0 | |
| | DISC BRUSH-14 PROLENE 3 LUG | 56505804 | 0 | |
| | DISC BRUSH-14 PROLITE 3 LUG | 56505805 | 0 | |
| | DISC BRUSH-14 UNION MIX 3 LUG | 56505806 | 0 | |

Walk-Behind Floor Scrubbers

| Accessories | | Ref. no. | Min. required | SC750 28C W310 SC MGB CAN |
|---|------------------------------|----------|---------------|---------------------------------|
| Brush Cylindrical | | | | |
|  | BRUSH 180 GRIT 28-BLUE/GREY | 56412193 | 0 | |
| | BRUSH 46 GRIT 28-ORANG/BROWN | 56412195 | 0 | |
| | BRUSH 80 GRIT 28-BLACK | 56412194 | 0 | |
|  | BRUSH HARD NYLON 28-NATURAL | 56412192 | 0 | |
|  | BRUSH POLYPROPYLENE 28-RED | 56412046 | 0 | |
|  | BRUSH SOFT NYLON 28-YELLOW | 56412191 | 0 | |
| Accessory Kit | | | | |
| | SQUEEGEE ASSY | 56112313 | 0 | ○ |
| Flap and Skirt | | | | |
| | KIT-BRISTLE SKIRT 26 | 56112305 | 0 | ○ |
| | KIT-BRISTLE SKIRT 28 | 56112306 | 0 | |
| External Charger | | | | |
| | CHARGER-BATT SCR 24V 21A | 56383076 | 0 | |